

System package 10 Hotfix1



Date: 2. April 2019
Version: 002

Content:

1	Description of the 1st Bugfix: "Parameter tree: all nodes with the same name and device type incorrectly work on the same data"	3
2	Description of the 2nd Bugfix: "Parameter tree: No communication with device"	4

1 Description of the 1st Bugfix: "Parameter tree: all nodes with the same name and device type incorrectly work on the same data".

Problem description:

The error occurs when you are working in a project and have nodes that have the same device type, the same software module, and the same subcomponents.

If you change a parameter in the software node below PLC_A, this change will also be changed at the independent software node below PLC_B.

This happens during the "Planning" and "Startup" phases.

The parameter is actually only saved in the node in the project / device on which the parameter tree was first opened.

Result:

If a parameter in the software node below PLC_A is changed, this change is also made to the independent software node below PLC_B if the corresponding parameter tree has been opened before.

Affected MOVISUITE® versions:

- v2.1.237.0 / SP10-B7.3

Solution:

Execute the hotfix:

- *MOVISUITEstandardSP10-SP0HF1.exe*

Hint:

You need administrator rights on the PC and the MOVISUITE® software must not be started.

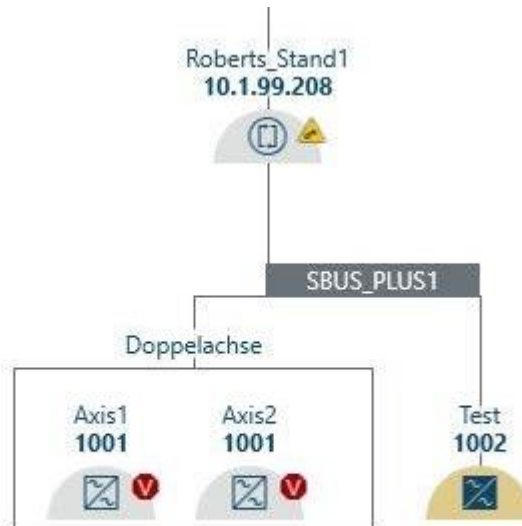
Afterwards, a changed parameter is only stored in the corresponding node and device.

2 Description of the 2nd Bugfix: "Parameter tree: No communication with device"

Problem description:

When connecting a newly added device to an existing device from the network view, no parameter values are displayed in the configuration. This incident occurs sporadically. An example explains this:

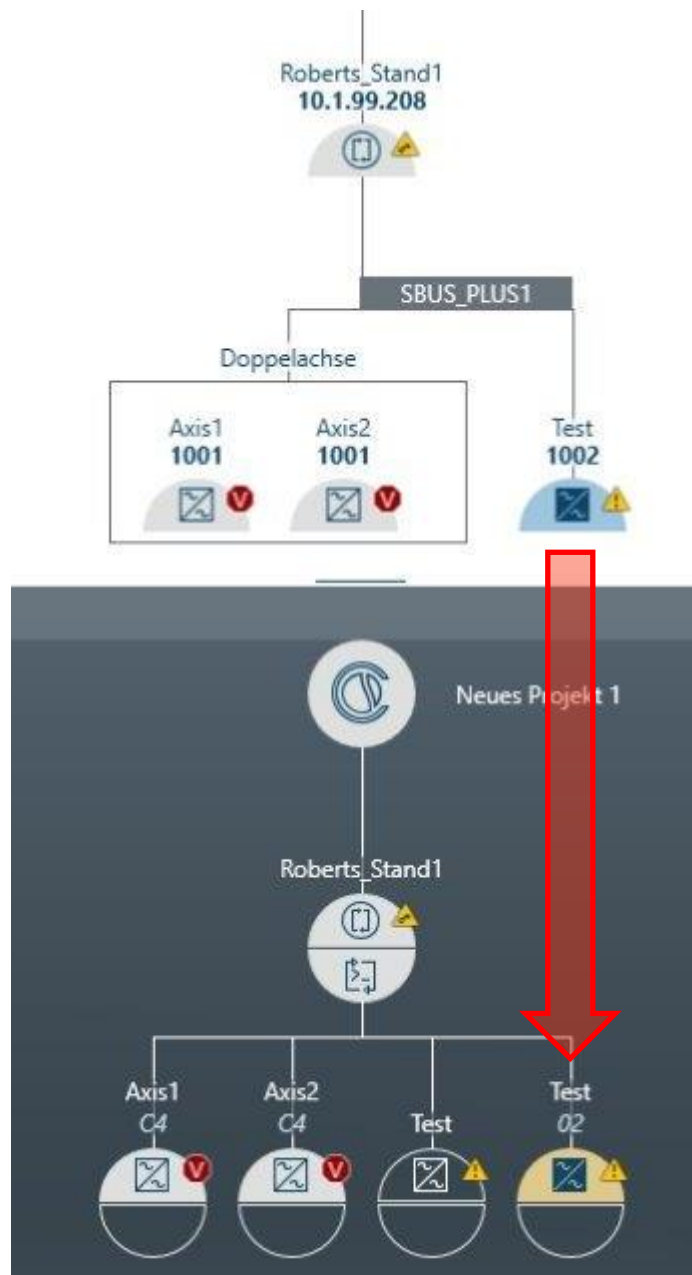
1. A MOVISUITE® project with controller, MDA90A and double axis was created and a device data backup was performed.



MOVI-C system package 10 - Hotfix1

installation information

2. Drag the "Test" device into the function view and create a new device. Also set up the connection. Do not change the name when assigning the name to the new device (by a click outside the input field it disappears)

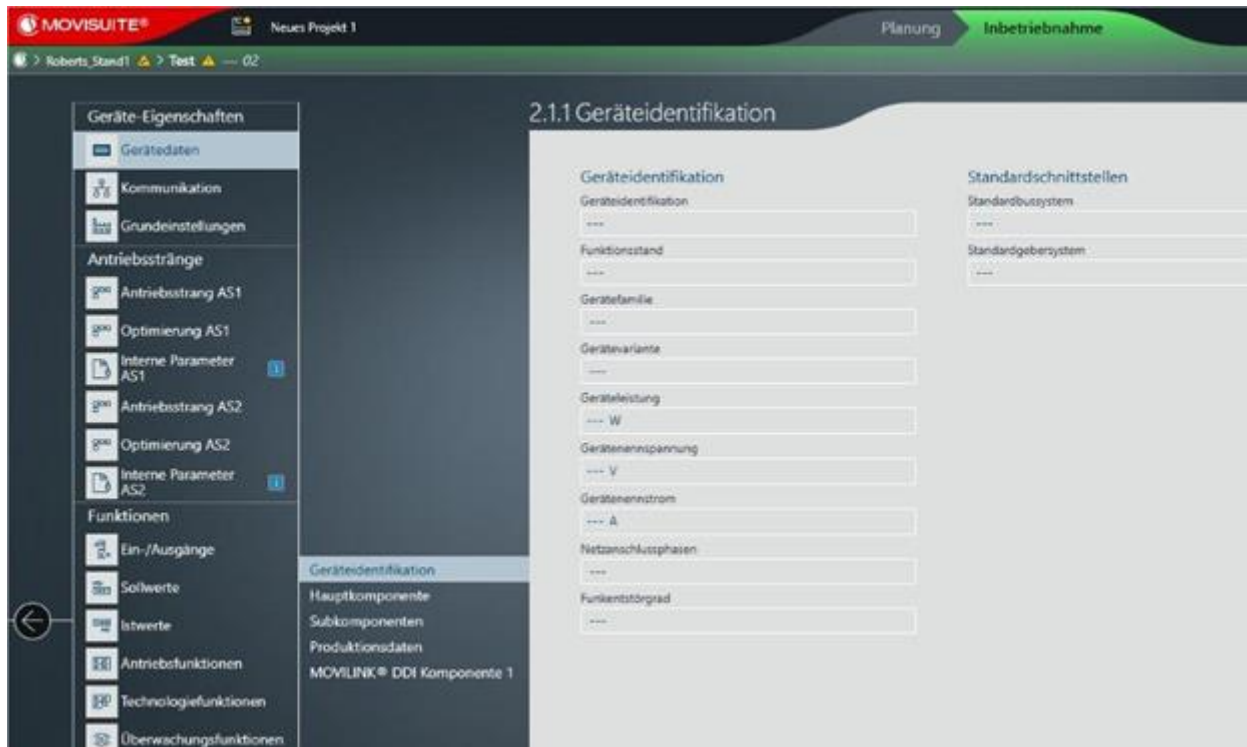


MOVI-C system package 10 - Hotfix1

installation information



3. Open the configuration of the new device (rightmost). Here the error can be recognized immediately by the dashes:



Hint:

When the communication connection to the left "Test" device is re-established, the parameters are displayed again.

Result:

When connecting a newly added device to an existing device from the network view, no parameter values are displayed in the configuration.

Affected MOVISUITE® versions:

- v2.1.237.0 / SP10-B7.3

Solution:

Execute the hotfix:

- *MOVISUITEstandardSP10-SP0HF1.exe*

Hint:

You need administrator rights on the PC and the MOVISUITE® software must not be started.

When a new device is added, the parameter values are displayed correctly in the configuration.