

SEW
EURODRIVE

PRODUCTS AND SOLUTIONS

INNOVATIONS 2021



Who are we? The reliable partner at your side!

For almost 90 years, the owner-operated family business SEW-EURODRIVE has stood for a diverse range of values, including everything from a personal, partnership-based approach, solutions and services to responsibility, quality, tradition, innovation and a whole lot more besides.

As a market leader in drive and automation technology, we don't just power countless applications in virtually every industry. With over 18 000 employees, we're also playing a key role in shaping the future of drive technology, ensuring you and your systems and machines are always at the cutting edge – not just now, but in the future, too. We want you to achieve success with us.



Table of contents

1	MOVI-C® – modular automation system	4
1.1	MOVI-C®	
1.1.1	Modular automation system	5
1.2	Decentralized drives and mechatronics	
1.2.1	Decentralized drive technology	6
1.2.2	MOVIMOT® performance	7
1.2.3	MOVIGEAR® performance	8
1.2.4	MOVIMOT® advanced	9
1.3	(Control cabinet) application inverter	
1.3.1	MOVITRAC® advanced	10
1.4	MOVI-C® automation solution	
1.4.1	Power and Energy Solutions	11
1.4.2	Digital motor integration – single-cable technology	12
1.4.3	MOVIKIT® StackerCrane	13
2	Gear units/gearmotors	14
2.1	AC motors	15
2.2	PxG® planetary servo gear units	16
2.3	SPIROPLAN® W..29 and W..39 gear units	17
3	Motors	18
3.1	CM3C.. servomotors	19
4	Industrial gear units	20
4.1	Industrial gear units generation X.e	21
5	Contactless energy transfer system	22
5.1	MOVITRANS®	23
6	Machine automation	24
6.1	MAXOLUTION® automation solution for handling machines	25
7	Factory automation	26
7.1	Drive modules MAXO-MS/M/DR	27
7.2	MAXOLUTION® logistics assistant	28
7.3	MAXOLUTION® assembly assistant	29
7.4	MOVITRANS® mobile systems	31
8	Life Cycle Services	32
8.1	DriveRadar® IoT Suite for industrial gear units	33
8.2	Retrofit	34

MOVI-C® – modular automation system

1	MOVI-C® – modular automation system	4
1.1	MOVI-C®	
1.1.1	Modular automation system	5
1.2	Decentralized drives and mechatronics	
1.2.1	Decentralized drive technology	6
1.2.2	MOVIMOT® performance	7
1.2.3	MOVIGEAR® performance	8
1.2.4	MOVIMOT® advanced	9
1.3	(Control cabinet) application inverter	
1.3.1	MOVITRAC® advanced	10
1.4	MOVI-C® automation solution	
1.4.1	Power and Energy Solutions	11
1.4.2	Digital motor integration – single-cable technology	12
1.4.3	MOVIKIT® StackeCrane	13

MOVI-C®: modular automation system



POTENTIAL USES / TYPICAL APPLICATIONS



MOVI-C® decentralized:
e.g. transport and logistics

- Rotary tables
- Scissor lift tables
- Conveyor units
- Belt conveyors



MOVI-C® modular:
e.g. warehouse technology

- Storage and retrieval systems
- Indoor cranes
- Conveyor vehicles



MOVI-C® automation components:
e.g. food and packaging technology

- Cartoning machines
- FFS machines
- Winders
- Filling systems

ADVANTAGES AT A GLANCE



An all-rounder
MOVISUITE® is a program for planning, startup, operation and diagnostics that saves the user time and money thanks to its optimized user-friendliness.



Simple, standardized or customized
To help ensure a quick startup, our MOVIKIT® offers you a large number of parameterizable software modules for the controller. These can be expanded to include your custom logic in the convenient programming environment.



One inverter system for all needs
MOVI-C® is the all-in-one automation toolkit from SEW-EURODRIVE. SEW-EURODRIVE offers flexible components for single-axis automation right through to module automation applications – one manufacturer, one end-to-end solution.



Modular
MOVI-C® offers a complete, all-in-one modular automation system. The individual components can be used to create solutions tailored to your requirements and bus topology.

OVERVIEW OF TECHNOLOGY

The MOVI-C®
modular automation system is the all-in-one solution for automation tasks. Whether you want to implement single-axis or multi-axis applications based on standards, or custom and/or highly complex motion control applications – MOVI-C® can help you do all that and gives you the scope to achieve optimum automation for new projects.

Designed for industrial use
The devices and software have been designed with special attention to the requirements for efficient startup, maintenance and troubleshooting. The components meet all requirements and standards regarding industrial use.

New control modes
Newly developed and optimized control modes to support asynchronous and synchronous motors both with and without encoders on all devices ensure excellent performance while also maintaining high flexibility.

State-of-the-art fieldbus systems
Having a variety of fieldbus protocols available is essential to flexibly integrating solutions into existing infrastructures. MOVI-C® supports all the latest standard fieldbus protocols

Integrated, digital motor interface
The integrated, digital motor interface allows for extremely robust and high-performance




data transmission, which is well-equipped for both current and future motor functions. It opens up a whole host of new possibilities when used in conjunction with electronic nameplates or integrated and expandable diagnostic units on the motor.

Energy efficiency
In addition to the inverters, which have been streamlined for efficient energy conversion, the devices in the Power and Energy

Solutions series offer a wide range of options for storing energy and releasing it again when required. This helps reduce energy spikes and increase availability, for example.

Integrated safety technology
The inverters in the MOVIDRIVE® range come with integrated safety functions – even the basic units. Higher-level safety functions can be incorporated by inserting option cards.

MOVI-C®: decentralized drive technology



POTENTIAL USES / TYPICAL APPLICATIONS



Materials handling technology



Logistics/storage technology



Materials handling

ADVANTAGES AT A GLANCE



Scalability/continuity!

Whether you require a control cabinet installation or inverter installations in the field, our new inverter platform offers you consistency and scalability for your complete system.



Cost reduction!

Increase overall system efficiency – thanks to condition monitoring and predictive maintenance. Increased energy efficiency thanks to integrated standby operation and flux optimization.



Openness!

Flexible communication variants enable easy integration into modern installation topologies.



Flexibility!

Whether it's a gearmotor with integrated frequency inverter or a field distributor for installation close to the motor, our decentralized drive solutions offer you flexibility in your application and save energy and costs.

OVERVIEW OF TECHNOLOGY

- 1 decentralized inverter for 4 product families
- Available in 2 sizes (additional sizes in preparation)
- 2.0 A to 5.5 A nominal output current (7 A to 16 A in preparation)
- High overload capacity (up to 300%)
- Can be operated on various communication systems



MOVIMOT® flexible

- Decentralized inverter for installation close to the motor
- Different drive types can be connected



MOVIMOT® advanced

- Asynchronous motor (IE3) with integrated inverter
- 0.37 to 2.2 kW nominal power (up to 7.5 kW in preparation)



MOVIMOT® performance

- Synchronous motor (IE5) with integrated inverter

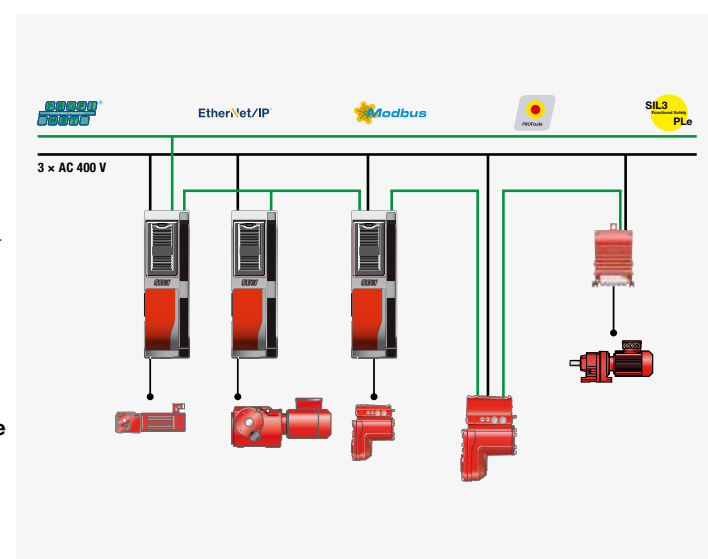


MOVIGEAR® performance


- Gearmotor with integrated inverter
- Highly efficient (exceeds IE5 and IES2)



TOPOLOGY



MOVI-C® DECENTRALIZED ELECTRONICS / TECHNICAL DATA



Line voltage and assigned motor power range

- 3 × AC 380 V – 500 V:
- ASM: 0.55 kW / 2 A – 2.2 kW / 5.5 A
- PMM: 0.8 kW / 2 A – 3.0 kW / 5.5 A

Maximum output current

300% for 5 s

Continuous output current

100% at f = 0 Hz

Degree of protection

Standard IP65

Type of cooling

Convection cooling without fan

Ambient temperature

-25 °C to 40 °C without derating

40 °C to 60 °C with derating

In preparation

Larger power classes: 7 to 16 A

MOVIMOT® performance drive unit



POTENTIAL USES / TYPICAL APPLICATIONS



Conveying/sorting

- Corner transfer units
- Sorter belts
- Positioning units



Materials handling

- Conveyor units
- Lift modules
- Rotary tables



Packaging technology

- Winders
- Clock synchronizers
- Positioners

ADVANTAGES AT A GLANCE



High overload capacity!

An overload capacity of up to 300% optimizes the drive's capacity utilization and reduces the nominal connected load.



Environmentally friendly!

Low-noise operation without fan plus a motor energy efficiency class ≥ IE4 to IEC TS 60034-30-2.



Precise!

Highly dynamic, with a large speed range and optional positioning using a multi-turn absolute encoder.



Cost-effective!

Direct wiring via terminals or quick and easy installation using optional plug connectors and the MOVILINK® DDI digital interface.


OVERVIEW OF TECHNOLOGY

	MOVIMOT® performance					
	CM3C80S 0020	CM3C80S 0025	CM3C80S 0032	CM3C80S 0040	CM3C80M 0040	CM3C80M 0055
Inverter assignment A	2.0	2.5	3.2	4.0	4.0	5.5
Nominal torque Nm	3.6	4.5	5.7	7.2	8.0	9.0
Nominal speed min ⁻¹	2000	2000	2000	2000	2000	2000
Nominal power kW	0.75	0.94	1.19	1.51	1.68	1.88
Overload capacity %	300	300	300	300	300	300
Speed setting range without encoder	1:40	1:40	1:40	1:40	1:40	1:40
Speed setting range with encoder (EZ2Z/AZ2Z)	1:2000	1:2000	1:2000	1:2000	1:2000	1:2000
Motor energy efficiency	≥ IE5	≥ IE5	≥ IE5	≥ IE5	≥ IE5	≥ IE5

MOVIMOT® performance

Permanent magnet motor

Robust, energy-efficient synchronous motor from the CM3C... series



Drive inverter

Decentralized inverter with communication interface

PROFINET, EtherNet/IP™, Modbus TCP,

POWERLINK, EtherCAT®/SBus^{PLUS}, AS-Interface,

Connection unit

For cable glands and optional plug connectors

MOVIGEAR® performance drive unit




POTENTIAL USES / TYPICAL APPLICATIONS



Parcel logistics/conveying

- Transporting and identifying
- Sorting and distributing
- Loading and unloading



Airport/baggage handling

- Transporting baggage
- Sorting and distributing
- Accumulating and buffering



Bottling/food processing

- Bottle transportation
- Secondary packaging
- Raw materials feed

ADVANTAGES AT A GLANCE



Compact!
Nominal power of 0.8 – 2.1 kW and peak power of up to 6.3 kW, fully integrated, up to 50% lighter than conventional drive solutions.



Universal!
The number of variants is reduced thanks to optimal dimensioning based on a large speed range and an impressive overload capacity of up to 300% for the nominal torque.



Efficient!
Motor energy efficiency class IE5 to IEC TS 60034-30-2 and system power loss up to 50% lower than IES2 according to IEC 61800-9-2.



Low noise!
Some 75% quieter than typical AC motors and hygienic convection cooling without fan.

OVERVIEW OF TECHNOLOGY

	Series/design		
	MGF..2-C	MGF..4-C	MGF..4-C/XT
Weight kg	16	26	28
Torque class Nm	200	400	400
Nominal power kW	0.8	1.5	2.1
Output speed range min ⁻¹	0.9 – 593	0.9 – 566	0.9 – 566
Connection voltage V	380 – 500 V at 50/60 Hz	380 – 500 V at 50/60 Hz	400 – 500 V at 50/60 Hz
Diameter of hollow shafts mm	20 / 25 / 30 / 35 / 40	30 / 35 / 40	30 / 35 / 40

MOVIGEAR® performance Sizes



Communication variants:
PROFINET, EtherNet/IP™, Modbus TCP, POWERLINK, EtherCAT®/SBus^{PLUS}, AS-Interface, binary control




Shaft design:
TorqLOC® hollow shaft with key



Degree of protection:
IP65 standard

MOVIMOT® advanced drive unit



POTENTIAL USES / TYPICAL APPLICATIONS




Materials handling technology/logistics

- Roller conveyors
- Chain conveyors
- Belt conveyors



Materials handling

- Conveyor units
- Lift modules
- Rotary tables



Production technology

- Skid conveyors
- Rotary units
- Lifting/lowering conveyors

ADVANTAGES AT A GLANCE



Scalable!
Drives with a nominal power of 0.37 – 2.2 kW are available (up to 7.5 kW in preparation). A brake and/or integrated maintenance switch can optionally be selected.



Flexible!
Can be combined with all standard gear units in SEW-EURODRIVE's modular system. Durability, even under harsh ambient conditions, enables universal use in different sectors of industry.



Versatile!
Advanced sensorless open-loop control and an optional single-turn encoder pave the way for reliable solutions in numerous applications.



Cost-effective!
An optional industrial plug connector makes for easy, time-saving installation. The innovative Premium Sine Seal oil seal reduces wear in the drive unit and increases its expected service life.

OVERVIEW OF TECHNOLOGY

Supported motor sizes		DRN71M	DRN80MK	DRN80M	DRN90S	DRN90L	DRN100LS
Nominal power of drive kW	Star connection	0.37	0.55	0.75	1.1	1.5	2.2
	Delta connection	0.55	0.75	1.1	1.5	2.2	–
Nominal torque of stand-alone motor Nm	Star connection	2.5	3.7	5.1	7.5	10.2	15
	Delta connection	1.8	2.5	3.6	4.9	7.2	–
Speed setting range	Star connection	1:10 (without encoder) 1:1400 (with EI8Z)					
	Delta connection	1:20 (without encoder) 1:2900 (with EI8Z)					

The MOVIMOT® advanced ensures an overload capacity of up to 210% of the motor's nominal torque.

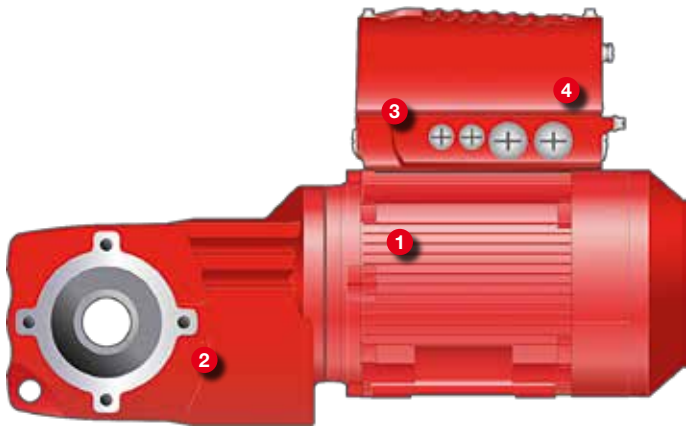
MOVIMOT® advanced

- 1 Asynchronous motor**
Energy-efficient asynchronous motor from the DRN.. series

2 Optional gear unit
Can be combined with gear unit series 7 or 9

3 Connection unit
For cable glands and optional plug connector
- 4 Drive inverter**
Decentralized inverter with communication interface


PROFINET, EtherNet/IP™, Modbus TCP, POWERLINK, EtherCAT®/SBus^{PLUS}, AS-Interface, binary control



MOVITRAC® advanced standard inverter



POTENTIAL USES / TYPICAL APPLICATIONS



Materials handling technology



Vertical drives



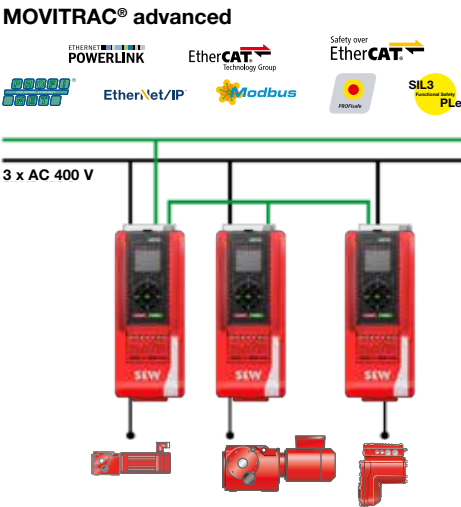
Palletizers

ADVANTAGES AT A GLANCE

- ✓ **Saves time!**
Quick and easy startup thanks to the electronic nameplate and the use of preconfigured MOVIKIT® software modules.
- ✓ **Simplicity!**
Fast, simple unit replacement in case of service without engineering PC thanks to portable memory module for storing all device data.
- ✓ **Openness!**
Connection to common control systems thanks to support of various fieldbus protocols and the CiA402 drive profile.
- ✓ **Flexibility!**
Configurable functional safety – from integrated STO safety function to higher quality safety functions and safe communication.

OVERVIEW OF TECHNOLOGY

MOVITRAC® advanced standard inverter		
Technical data	Nominal voltage (V)	1 × AC 200 – 240 3 × AC 200 – 240 3 × AC 380 – 500
	Nominal power (kW)	0.25 – 315
	Overload capacity	150%
Control mode	Controlling and monitoring <ul style="list-style-type: none">– Synchronous and asynchronous AC motors with/without encoder– Asynchronous motors with LSPM technology– Synchronous and asynchronous linear motors	
Communication interface	– Integrated communication interface – choose from PROFINET, EtherNet/IP™, Modbus TCP, EtherCAT®/SBusPLUS, EtherCAT® CiA402, POWERLINK CiA402	
Functional safety	– STO (safe torque off) in PL d integrated into the basic unit – Other safety functions configurable – such as SBC, SDI or SLS – Safe communication configurable via PROFIsafe/PROFINET and FSoE (Fail Safe over EtherCAT®)	
Additional features and equipment	– Configurable MOVILINK® DDI digital data interface – State-of-the-art control modes: V/f; VFCPLUS; ELSM®; CFC – Control of torque, rotational speed and position – Commissioning via plug-in and scalable operating devices or MOVISUITE® engineering software – Simple startup using MOVIKIT® software modules – Portable memory module for easy unit replacement without engineering software	



Power and Energy Solutions



POTENTIAL USES / TYPICAL APPLICATIONS



Dynamic machine modules
Handling modules



Amusement rides
Big wheel



Logistics applications
Storage/retrieval system/automated small-parts warehouse

ADVANTAGES AT A GLANCE

- ✓ **Scalability!**
Distributed DC and AC infrastructure in any combination
- ✓ **Cost reduction!**
 - Auto-configuring components
 - Strongly reduced peak power demand of the application
 - Reduction of energy costs thanks to storage capacitors in the DC link
- ✓ **Reliable!**
 - High availability of individual production cells
 - Uninterrupted system operation in the event of a power failure
 - Reduced harmonic load in the supply system
- ✓ **Flexible!**
Faster changes in the factory layout

OVERVIEW OF TECHNOLOGY

MDP92 power supply module with controlled DC link voltage	MDS switched-mode power supply module with AC and DC supply	MDC capacitor module DC link energy module	LSUM EDLC energy module Energy cabinet with EDLC modules
Nominal line voltage: 3 × AC 200 – 500 V	Input voltage: 1 × AC 200 V – 3× AC 500 V or DC 150 V – 800 V	Voltage range: DC 0 – 800 V	Voltage range: DC 0 – 800 V
DC link voltage controlled: DC 0 – 800 V	Nominal output voltage: DC 24 V	Typical energy content: 2 kW	Energy content up to: 3000 kW
Nominal power: 25 kW	Nominal output current: 22.5 A	Connection via DC bus	Options for both parallel and series connection
Overload capacity: 160%		Option for parallel connection	

Digital motor integration – single-cable technology

POTENTIAL USES / TYPICAL APPLICATIONS



Startup
Electronic nameplate: Motor and gear unit startup procedures completed in seconds.



After purchasing
All details relating to assembly, disassembly and wear/spare parts are available online.



Condition monitoring

- Brakes: monitoring of switching on/off and wear
- Gear units: oil age and temperature
- Motor: thermal properties, capacity utilization and hours of operation

ADVANTAGES AT A GLANCE

- ✓




Far less time required during startup!
Identification and automatic startup of a gearmotor on a MOVI-C® inverter without engineering tool.
- ✓

Errors prevented in the event of a malfunction!
After replacing the motor, starts automatically without an engineering tool.
- ✓

Standardized connection technology!
One hybrid cable covers the data connection and power supply of all SEW-EURODRIVE synchronous and asynchronous motors with/without brake.
- ✓

50% space saving!
Just one cable for power, encoders, temperature, brake and transmitting further diagnostic data relating to wear, capacity utilization, aging, etc.

OVERVIEW OF TECHNOLOGY

								
Installation in control cabinet	MOVIDRIVE® technology	MOVITRAC® advanced	Cable	DDI cable		Motors	CM3C..	DRN..
Inverters types	Application inverter	Standard inverter	Cable types	Hybrid sheathed cable, inner shielding		Motor types	Synchronous servomotors	Asynchronous AC motors
Data interface	Integrated	Configurable	Material and color	PU or PVC Orange		Series	CM3C..	DRN../DR2..
Properties	<ul style="list-style-type: none">– The intelligent digital data cable turns the electric motor into an indirect, transparent station in the network– Uniform interface on all MOVI-C® inverters thanks to a standardized coaxial connector– Extremely robust, high-performance design for data transmission with coaxial data cable– Suitable for very long cables measuring up to 200 m between motor and inverter							
			Cross-sections	– 4 × 1.5 – 4 mm² – 4 × 1.0 mm² – 1 × coax				
			Motor connection	M23 (M40) or terminals				
			Inverter connection	Terminals				
Additional type designation								
			Encoders	EZ2Z, AZ2Z			EI8Z	
			Brakes	BZ			BE03 – BE11	
			Rectifiers	BGZ, BSZ			BGZ, BGZD	

MOVIKIT® StackerCrane



POTENTIAL USES / TYPICAL APPLICATIONS



Storage/retrieval systems
The MOVIKIT® StackerCrane effiDRIVE® can be used for all storage/retrieval systems with up to four travel axes and four lifting axes.



Drive variants:

- Single-mast and double-mast hoists
- Long masts (vibration damping), additional top crossbeam
- Multi-drives with dynamic load distribution



Further options:

- Various load handling devices
- Satellite storage/retrieval systems
- Bufferless end stop limitation

ADVANTAGES AT A GLANCE

- ✓

Optimized for SEW drive technology!
Coordinated with SEW-EURODRIVE hardware. From gear unit and motor to drive technology, energy management and control technology.
- ✓

Quick startup!
Preconfigured software modules support easy startup thanks to configuration and diagnostics via graphical user interface.
- ✓

Straightforward operation and diagnostics!
The integrated process data monitor makes the standardized process data profile easy to operate.
- ✓

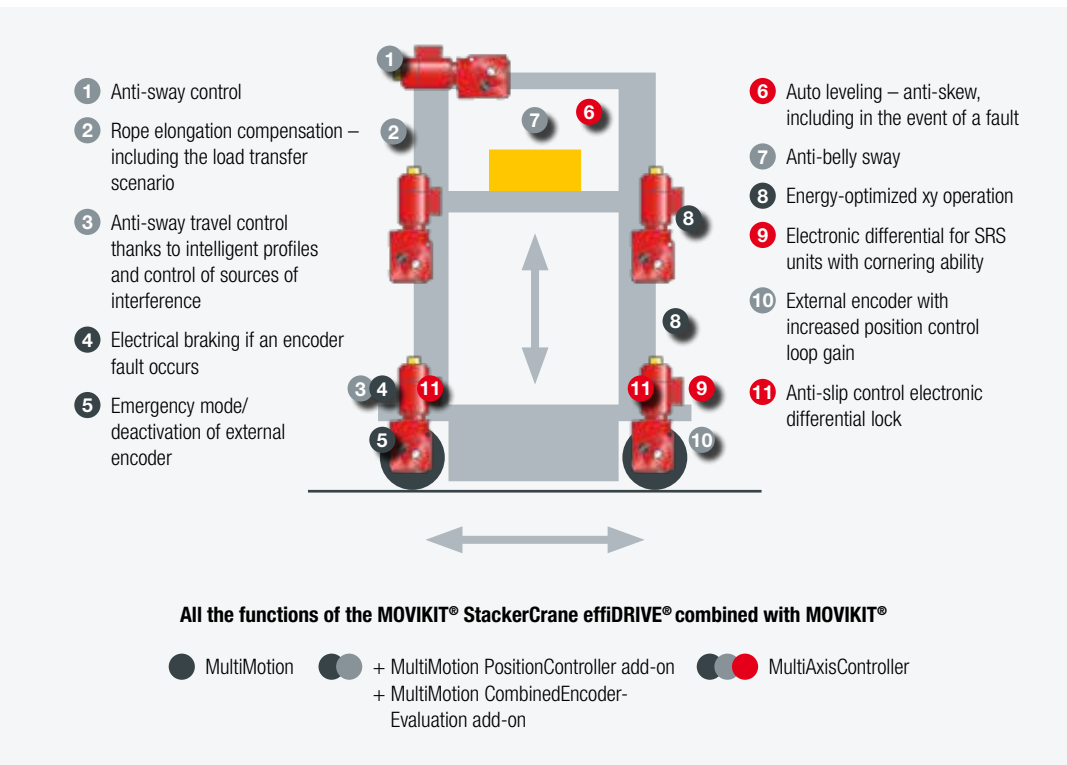
Intelligent power supply!
Regenerative power supply modules or storage solutions can be incorporated into project planning and used as required, depending on the application.

OVERVIEW OF TECHNOLOGY

- Software**
- Optimizing the travel cycles of lifting and travel drives achieves energy savings of up to 25%
 - Further drive axes can easily be added with the MOVIKIT® software modules StackerCrane, MultiMotion and MultiAxisController
 - MOVIKIT® add-ons such as AntiSway or BellySway can extend the functionality, with special vibration damping functions corresponding to the mechanical components used
- Power and Energy Solutions**
- Energy storage solutions (block-shaped or sinusoidal regenerative modules) reduce energy consumption by up to 40%
 - Using storage capacitors in the DC link reduces power peaks from the supply system
 - Maximum availability

Safety technology

- Meets tougher safety technology requirements (e.g. SLS, SBC) thanks to integrated safety technology



Gear units/gearmotors

2	Gear units/gearmotors	14
2.1	AC motors	15
2.2	PxG® planetary servo gear units	16
2.3	SPIROPLAN® W..29 and W..39 gear units	17

AC motors



POTENTIAL USES / TYPICAL APPLICATIONS



Building materials
Bucket elevator drive on joint swing base with main motor, turbo coupling and auxiliary gearmotor



Cranes
Slow-turning crane drive, line-powered brakemotor with compound helical gear unit



Intralogistics
Travel unit drive in the form of a position-based, servo-dynamic brakemotor with low-backlash helical-bevel gear unit

ADVANTAGES AT A GLANCE



Scalable from 0.03 to 375 kW, and from 750 to 3000 min⁻¹!
Customized speed, rotational speed, force, torque and power, taking into account overload and safety factors.



Long life and reliable operation!
Thanks to high-quality wear parts and intelligent, innovative designs, you benefit from long maintenance and inspection cycles.



Available and legally compliant!
Our closely knit global network of sites ensures the same parts are available all over the world, taking into account local laws and regulations in a way you can plan and early on.



Dynamic with a high load-bearing capacity!
High continuous and peak torques in the standard AC motor make it easier for you to select the right elements in the drive train – braking and holding, position and speed sensors, thermal and mechanical protection, etc.

OVERVIEW OF TECHNOLOGY (NEW)



Type	4-pole (NEW) DRN355MS – DRN355ML	8-pole (NEW) DRN90S – DRN132S	4-pole (NEW) DR2L180M – DR2L225S	4-pole (NEW) DR2S180M – DR2S225S
50 Hz power ratings kW	250 – 355	0.37 – 2.2	–	22 – 45
60 Hz power ratings kW hp	260 – 375 350 – 500	0.37 – 2.2	–	22 – 45
Torques Nm	M _N : 1380 – 2250 M _K : 4140 – 6750	M _N : 4.1 – 29.5 M _K : 10.8 – 70.8	M _N : 165 – 300 M _K : 520 – 1100	M _N : 118 – 290 M _K : 401 – 783
Frequencies Hz	50, 60, 50/60	50, 60, 50/60	41, 58, 71, 101	50, 60, 50/60
IE class IEC 60034-30-1	IE3	IE3	not defined	IE1
Speeds min ⁻¹	50 Hz: 1492 60 Hz: 1792 – 1794	50 Hz: 710 – 715 60 Hz: 866 – 872	41 Hz: 1200 58 Hz: 1700 71 Hz: 2100 101 Hz: 3000	50 Hz: 1477 – 1482 60 Hz: 1776 – 1785

PxG[®] planetary servo gear units



POTENTIAL USES / TYPICAL APPLICATIONS



P5.G.. Machine tool gantry
– Mounting press
– Drilling and pegging machine



P6.G.. Filling and transfer point
– Printing machine
– Diaper machine



P7.G.. Delta kinematics
– Laser cutting machine
– Chain magazine and tool changer

ADVANTAGES AT A GLANCE

Easy!
Huge time savings due to rapid integration into existing systems thanks to 100% geometrical compatibility with the market standard.

Customized!
Configuration designed to precisely suit your requirements in terms of service life, precision and performance thanks to a comprehensive modular system.

Durable!
Up to 200% service life for seals due to use of the exclusive Premium Sine Seal.

Powerful!
High torque and simultaneously high speeds, even at 100% continuous duty.

OVERVIEW OF TECHNOLOGY

Planetary servo gear units				
Sizes		P5.G.. P6.G.. P7.G..		
Gear ratio	1-stage	21, 22, 31, 32, 33, 41, 42, 43, 51, 52, 53		
	2-stage	3 – 10		
	3-stage	12 – 100		
Acceleration torque		66 – 840 Nm		
Rotational clearance		On request		
Service life		20 000 h (DC 60%)		
Output variants		Solid shaft (smooth, key or splining), flange block shaft with or without index bore		
Lubrication for life		SEW GearOil Poly E1 or SEW Grease HL2 E1, also in H1 (food grade)		
Seal		Premium Sine Seal or labyrinth seal (in the case of grease lubrication)		



Corrosion resistance
Housing surfaces and the interfaces with corrosion protection as standard, no coating.

Bearing systems
Accurate bearing service life predictions using precise calculation of the contact pressure distribution.

Gearing surfaces
Precise and low-noise transfer of high torques using tribologically optimized gearing surfaces.

Sealing systems
Long service life thanks to exclusive Premium Sine Seal oil seal in the gear unit adapter.

Tribological systems
High efficiency and low wear thanks to lubrication for life with SEW GearOil from the factory.



SPIROPLAN[®] W..29 and W..39 gear units



POTENTIAL USES / TYPICAL APPLICATIONS



Horizontal materials handling technology
– Roller conveyor
– Chain conveyor
– Belt conveyor



Mobile logistics applications
– Travel drives
– Load handling devices
– Pallet transfer shuttles



Vertical conveyor
– Lifting stations
– Transfer units

ADVANTAGES AT A GLANCE

Lightweight!
Particularly beneficial for lightweight machine designs and mobile applications.

Efficient!
Low energy costs thanks to energy-efficient gear units with a high level of efficiency across the entire gear ratio range.

Quiet!
Low noise development and quiet operation at any speed, for reduced noise levels at nearby workstations.

Future-proof!
Using the latest technologies in both gear unit and motor ensures long-term availability and functionality.

OVERVIEW OF TECHNOLOGY

Solid shaft with key and flange

Hollow shaft with keyway

Hollow shaft with key and flange

Hollow shaft with shrink disc and flange

Hollow shaft with shrink disc

Hollow shaft with shrink disc in TorqLOC[®] design

Hollow shaft with keyway and torque arm

Gear unit size	W..29	W..39
M _{amax} Nm	130	200
Gear ratio range i	4.68 – 188.47	4.72 – 210.49
Motor power range kW	0.12 – 1.1	0.12 – 1.5
Hollow output shaft diameter mm	20 and 25	25 and 30
Flange diameter mm	120 and 160	160 and 200

Motors

3	Motors	18
3.1	CM3C.. servomotors	19

CM3C.. servomotors



POTENTIAL USES / TYPICAL APPLICATIONS



- Heavy-duty gantries
- Cartesian robots
- Palletizers



- Deep drawing and forming machines
- Dynamic removal and loading units
- Machine tools



- Hoist applications
- Materials handling technology with heavy external loads

ADVANTAGES AT A GLANCE



Can even be used in very confined installation spaces
... thanks to its extremely compact design.



Saving on installation outlay and costs
... due to use of MOVILINK® DDI single-cable technology.



Also suitable for use in the food industry
... thanks to its hygiene-friendly design.



Can also be used on third-party FIs
... thanks to the availability of many market-standard encoder interfaces.



Safe deceleration of even high loads
... due to its spring-loaded brake with increased working capacity.



High flexibility and optimum drive selection
... thanks to the unique SEW-EURODRIVE modular gearmotor system.



Fast, reliable startup with autotuning
... using the electronic nameplate.

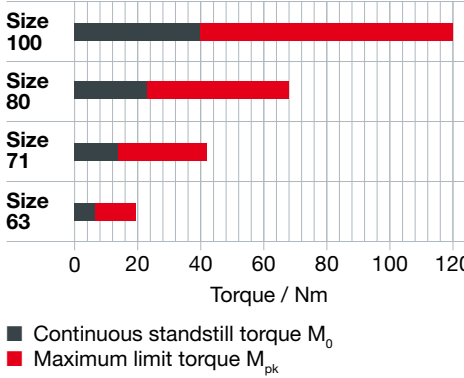


For global markets
... thanks to international certificates and approvals (UL, CSA; EAC, ATEX, etc.).

OVERVIEW OF TECHNOLOGY

	Size 63*	Size 71*	Size 80*	Size 100*
M ₀ Nm	2.7 – 6.4	6.5 – 14	10.5 – 22.8	19 – 40
M _{pk} Nm	8.1 – 19.2	19.5 – 42	31.5 – 68.4	57 – 120
Edge dimension in mm	88	116	138	163
Speed in min ⁻¹	3 k / 4.5 k / 6 k	2 k / 3 k / 4.5 k / 6 k	2 k / 3 k / 4.5 k / 6 k	2 k / 3 k / 4.5 k


* Each size available in 3 lengths – S, M and L.



Industrial gear units

4	Industrial gear units	20
4.1	Industrial gear units generation X.e	21

Industrial gear units
Generation X.e



POTENTIAL USES / TYPICAL APPLICATIONS



Belt conveyors



Crushers



Cranes

ADVANTAGES AT A GLANCE



Reliable!
Up to 220% increase in the calculated bearing service life of the gear unit thanks to the order-specific setting of the bearing preload and use of the bearing service life calculation in accordance with ISO/TS 16281.



Sturdy!
Thanks to an optimized gearing topology, the gear mesh is unaffected by meshing faults caused by misalignments due to external loads. Increase of the static overhung loads at unfavorable application angle up to 41%.



Economical!
Longer oil service life due to lower thermal load and savings of up to 30% of the oil volume thanks to reduced oil level.


OVERVIEW OF TECHNOLOGY

Type	Helical gear unit X.F.100e – X.F.320e	Bevel-helical gear unit X.K.100e – X.K.320e
Number of sizes	23	
Stages	2- to 4-stage	
Gear ratio i	6.3 – 450	
Nominal torque M _{N2}	6.8 – 475 kNm	
Output variants	Solid shaft: Key, smooth design, splined Hollow shaft: Keyway, shrink disk, splined, TorqLOC® hollow shaft mounting system	

Availability of Generation X.e in the nominal torque range of 205 – 475 kNm from May 2021.

GENERATION X.e

- 1 Contactless sealing system**
No wear at input and output shaft, no oil loss
- 2 Thermally improved oil level**
Optimum heat transfer and reduction of the oil-bath temperature
- 3 Optimized bearing preload**
Reduced punctual heat generation; the lower preload significantly increases the bearing service life



- 4 Optimized gearing topology**
Resistance to misalignments, better tolerance of tooth engagement faults caused by external loads
- 5 Improved bevel pinion housing**
Optimized oil flow, higher thermal rating
- 6 Fan and fan cover concept**
Under one hood – various fan sizes and types

Contactless energy transfer system

5	Contactless energy transfer system	22
5.1	MOVITRANS®	23


MOVITRANS®:
contactless energy
transfer system



POTENTIAL USES / TYPICAL APPLICATIONS



Pallet transfer shuttles
Conveying systems in logistics centers



Skillets with elevating table
Lifts or shuttles



Guided floor conveyor systems
Mobile systems

ADVANTAGES AT A GLANCE



Scalability!
Configure with ease – thanks to its system modules, MOVITRANS® can be easily adapted to suit changing system tasks and modifications.



Cost reduction!
Lower operating costs with MOVITRANS®. It is easy to use, increases system availability and minimizes maintenance outlay in the long term.



Efficiency!
Increase energy efficiency thanks to state-of-the-art component technologies and short power distribution distances in linear and point-based charging.



Simplicity!
Make installation easier. No control cabinet is required to house the supply unit, and all inputs/outputs are designed with plug-in connections.

OVERVIEW OF TECHNOLOGY

STATIONARY COMPONENTS

System frequency 25 kHz or 50 kHz

1 TES31A decentralized supply unit
Power rating: 8 kW or 16 kW (up to 48 kW in parallel connection)
Line voltage V_{line} :
400 – 500 V \pm 10%

2 TCS31A compensation box
compensates for a distance of 25 m to 30 m.



3 Field plate
Inductive point-based charging with high power ratings of up to 11 kW
System frequency B: 50 kHz
Can be installed in the floor or as a floor structure.

Wedge-shaped conductors
Inductive, linear energy transfer, suitable for currents of up to 60 A. Energy transfer while traveling. Can be installed in the floor or as a floor structure.

MOBILE COMPONENTS

THM90E pick-up
with a direct voltage output and energy storage unit, 1.5 kW / DC 350 V series and parallel connection possible

TDM80E pick-up
Rated output: 11 kW for 4 min. / Cyclic duration 10%
Field plate nominal current: 30 A
System frequency B: 50 kHz



MOVITRANS® technology works on the principle of inductive energy transfer and ensures the perfect power supply – contactless, quiet, low-maintenance and wear-free.

Machine automation

6	Machine automation	24
6.1	MAXOLUTION® automation solution for handling machines	25

MAXOLUTION®


Automation solution for handling machines



POTENTIAL USES / TYPICAL APPLICATIONS



Handling machine
Two collaborating tripods with tracking on the lower-level conveyor belts.



Gantry
Drag-chain-free gantry solution with toothed gear drive and miniaturized control cabinet.



Wide-area storage
Dynamic kinematics with decentralized drive technology and image processing camera.

ADVANTAGES AT A GLANCE



Cost-effective integration!
With this automation solution you can define the framework of your value creation. From planning and integration into the machine all the way to programming and startup – you can take care of it all yourself.



Quick implementation!
A few easy steps to a customized kinematics solution – thanks to perfectly coordinated hardware and software in the modular robot system.



Intuitive software solution!
The simple and time-saving way to control universal robot kinematics. The process is completely intuitive and performed directly at the machine – without any complex programming language.



Efficient design!
Drive components designed specifically for the application save resources and support efficient solutions and lean systems.

OVERVIEW OF TECHNOLOGY

SOFTWARE:

MOVIKIT® Robotics
This standardized software module makes light work of controlling universal robot kinematics. The process is completely intuitive and performed directly at the machine – without any complex programming language. Additional functions: Adaptable workflows, incl. 3D simulation and up to six axes controllable in various robotics models.

MOVIKIT® Robotics add-on ConveyorTracking
A software module that is used to expand MOVIKIT® Robotics to add functions for synchronizing conveyor belts and kinematics.

MOVISUITE® and RobotMonitor
The intuitive MOVISUITE® engineering software provides functions such as automatic IEC code generation and additional tools, including the RobotMonitor, that make for simple startup and operation.

HARDWARE:

Modular robot system
Designed for customer-specific requirements from any industry. Whether the robot is to be used in fish or meat processing, food packaging or to carry heavy loads in intralogistics machines,

The coordinated automation portfolio enables straightforward configuration and rapid integration thanks to defined interfaces:


- **MOVI-C® CONTROLLER progressive** as motion controller and robot controller
- **MOVIDRIVE® modular** Compact, efficient axis modules that take up little space in the control cabinet.
- **PxG® planetary servo gear units** are compatible with standard robot kinematics. Combined with
- **CMP. synchronous motors** incl. cabling, they take over the robot mechanics.



Factory automation

7	Factory automation	26
7.1	Drive modules MAXO-MS/M/DR	27
7.2	MAXOLUTION® logistics assistant	28
7.3	MAXOLUTION® assembly assistant	29
7.4	MOVITRANS® mobile systems	31

Drive modules
MAXO-MS/M/DR



COMPONENTS



MAXO-MS/M/DR-L90



MAXO-MS/M/DR-QO



MAXO-MS/M/DR-PA

ADVANTAGES AT A GLANCE



Innovative!
New drive concepts enable various modes of operation so as to enable the most efficient factory layout possible.



Durable!
Long service life thanks to proven SEW-EURODRIVE drive technology.



Easy!
Standardized interface for rapid vehicle design and simple startup.



Compact!
Small design with integrated driving motors, drive inverters and contactless energy transfer.

OVERVIEW OF TECHNOLOGY

MAXO-MS/M/DR-L90

Dimensions	
Diameter x height	600 mm x 215 mm
Wheel diameter	200 mm
Ground clearance	20 mm ± 7.5 mm
Mass	96 kg
Tool flange	
Type	Lockable pivot bearing
Flexibility	Angle of rotation 0° and 90° for turning on the spot without load carrier rotation
Power supply	
Type	Contactless energy transfer system (point charge)
Charging power	10 kW for 4 min (cyclic duration factor 10%)
Charging current	DC 180 A
System voltage	DC 60 V
Drive data	
Type	Differential drive with BP09 spring-loaded brakes and load-dependent pressing force adjustment
Encoder	RH1M resolver and pulse counter with Hall probe MHRM 12G2501 from Baumer
Max. travel speed	– Flat, straight ahead: 1.5 m/s – Incline, descent and curve: 0.5 m/s
Mean drive power per drive	200 W
Peak power per drive	2000 W

MAXO-MS/M/DR-QO

Dimensions	
Diameter x height	606 mm x 213 mm
Wheel diameter	200 mm
Ground clearance	20 mm ± 7.5 mm
Mass	83 kg
Tool flange	
Type	Drive module with safe rotary position
Flexibility	Omnidirectional
Power supply	
Type	Contactless energy transfer system (line charge)
System voltage	DC 120 V – 360 V
Drive data	
Type	Differential drive
Encoder	EZ2Z encoder and pulse counter with Hall probe MHRM 12G2501 from Baumer
Max. travel speed	– Flat, straight ahead: 1.5 m/s – Incline, descent and curve: 0.5 m/s
Mean drive power	1500 W (750 W per drive)
Peak power	3500 W (1750 W per drive)

MAXO-MS/M/DR-PA

Dimensions	
Length x width x height	775 mm x 600 mm x 206 mm
Wheel diameter	200 mm
Ground clearance	21 mm
Mass	100 kg
Tool flange	
Type	Double swing axle
Flexibility	Differential rotation of drive unit including load carrier rotation
Power supply	
Type	Contactless energy transfer system (line charge), TDM90E011-D35-B06-0
Charging power	Mean charging power: 1100 W Peak power 1225 W
Charging current	DC 3.75 A
System voltage	DC 360 V
Drive data	
Type	Differential drive with floating double swivel casters with brake
Encoder	EI7C
Max. travel speed	– Flat, straight ahead: 1.5 m/s – Incline, descent and curve: 0.5 m/s
Mean drive power	370 W

MAXOLUTION® Logistics assistant

MAXO-MS-LA015



POTENTIAL USES / TYPICAL APPLICATIONS



Intralogistics
Internal transportation of large load carriers such as pallets, cage pallets and boxes



Warehouse logistics
Conducting goods transportation to, inside and out of the warehouse

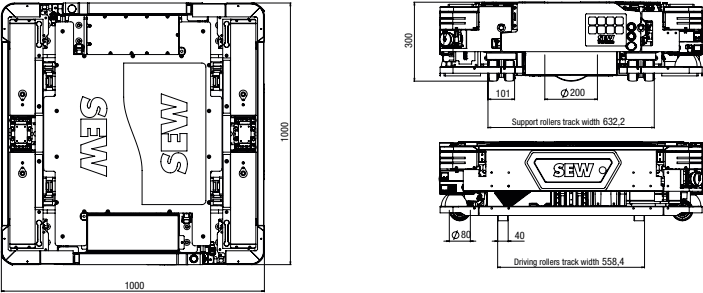


Production logistics
Mobile linking of process modules and production systems

ADVANTAGES AT A GLANCE

- ✓ **Compact!**
Mounting position enables optimized layouts, more efficient use of buffer zones and simple design of transfer stations.
- ✓ **Precise!**
Extremely accurate positioning possible thanks to laser-based fine positioning.
- ✓ **Easy!**
Simple maintenance thanks to modular design.
- ✓ **Efficient!**
The 90-degree rotation of the drive module without the need to rotate the load carrier makes it possible to design smaller, more efficient.

OVERVIEW OF TECHNOLOGY



	MAXO-MS-LA015
Dimensions	L = 1000 mm, W = 1000 mm, H = 300 mm
Weight	Min. 400 kg
Load capacity	Max. 1500 kg
Speed	Max. 1.5 m/s
Positioning accuracy	±2 mm to ±10 m
Stroke	Max. 235 mm
Power supply	Inductive charging, NiMH battery
Navigation	Free contour navigation/inductive/camera system/RFID
Communication	VLC, WLAN
Curve radius	Min. 0.5 m with 0.5 m/s
Drive concept	Differential drive with rotary axis
Travel time	Up to 40 minutes



As an automation partner and system supplier, SEW-EURODRIVE provides a wide range of infrastructure systems and software solutions – all coordinated with your processes and interfaces.

MAXOLUTION® Assembly assistant

MAXO-MS-AA005



POTENTIAL USES / TYPICAL APPLICATIONS



Intralogistics
Internal transportation of small load carriers and customer-specific products



Assembly/Production
Mobile assembly platform with ergonomic stroke adjustment

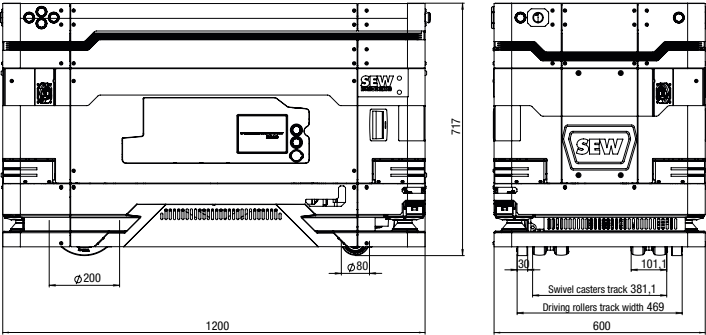


Material provision
Material supply for assembly and logistics

ADVANTAGES AT A GLANCE

- ✓ **Ergonomic!**
Assembly platform with automatic and manual stroke adjustment.
- ✓ **Customized!**
Customer-specific load handling level for a range of different applications.
- ✓ **Easy!**
Simple maintenance thanks to modular design.
- ✓ **Flexible!**
Can be used for assembly tasks and logistics processes.

OVERVIEW OF TECHNOLOGY



	MAXO-MS-AA005
Dimensions	L = 1200 mm, W = 600 mm, H = 717 mm
Weight	Min. 450 kg
Load capacity	Max. 350 kg
Speed	Max. 0.8 m/s
Positioning accuracy	±2 mm to ±10 m
Stroke	Max. 300 mm
Power supply	Inductive charging, double-layer capacitor, lithium-ion battery
Navigation	Free contour navigation/inductive/RFID
Communication	VLC, WLAN
Curve radius	Min. 0.5 m with 0.5 m/s
Drive concept	Differential drive
Travel time	Up to 3 hours



As an automation partner and system supplier, SEW-EURODRIVE provides a wide range of infrastructure systems and software solutions – all coordinated with your processes and interfaces.



Mobile systems with MOVITRANS®



POTENTIAL USES / TYPICAL APPLICATIONS

Mobile systems from SEW-EURODRIVE with contactless energy transfer



Logistics assistant MAXO-MS-LA015



Frame vehicle MAXO-MS-RA006



Assembly assistant MAXO-MS-AA005

ADVANTAGES AT A GLANCE



Scalable!

Charging while traveling or at load transfer, different charging strategies are possible depending on the application and requirements.



Contactless!

Do without ground contact completely, make the routes traversable and transfer the energy maintenance-free and wear-free.



Ground clearance!

High ground clearance for automated guided vehicles thanks to the air gap between the line cable and pick-up.



Availability!

Use contactless energy transfer with MOVITRANS®, because it offers extremely high availability.

OVERVIEW OF TECHNOLOGY

STATIONARY COMPONENTS

System frequency 25 kHz or 50 kHz

- 1 **TES31A decentralized supply unit**
 - Power: 8 kW or 16 kW (up to 48 kW in parallel connection)
 - Line voltage V_{line} : $3 \times AC\ 380 - 500\ V \pm 10\%$

- 2 **TCS31A compensation box**
 - Adjustable compensation for track lengths of 0 to 25 m

- 3 **Field plate**
 - Inductive point-based charging with high power ratings of up to 11 kW
 - System frequency B: 50 kHz
 - Can be installed in the floor or on top of it

Cable in wedge-shaped design


- Inductive linear energy transfer
- Suitable for currents of up to 60 A
- Energy transfer on the move
- Installation possible as open and cast routing in the floor or on top of it in installation plates

Circular conductor

- Installation cast into the floor
- Not sensitive to poor ambient conditions

- 4 **Installation plates**

- Installation of MOVITRANS® possible without disrupting the floor
- Combining the installation plates using grooves and tongues in a puzzle system enables rapid installation and removal of surfaces. This increases the flexibility and adaptability of the factory.



MOVITRANS® technology works on the principle of inductive energy transfer and ensures the perfect power supply – contactless, quiet, low-maintenance and wear-free.

Life Cycle Services

8	Life Cycle Services	32
8.1	DriveRadar® IoT Suite for industrial gear units	33
8.2	Retrofit	34

DriveRadar® IoT Suite for industrial gear units

Condition-based component monitoring and maintenance forecasting



POTENTIAL USES / TYPICAL APPLICATIONS



Belt drives/conveyor belts/
materials handling technology



Agitators



Cranes

ADVANTAGES AT A GLANCE



Effective monitoring!

Early warning in case of critical changes in condition and abnormal operating characteristics and identification of trends through continuous monitoring and intelligent mapping.



Increased productivity!

Transparency regarding the condition and operating characteristics of gear units boosts productivity and avoids unscheduled downtime.



Efficient operations!

Improving the ability to plan maintenance and repairs.



Conserves resources!

Utilizing the full service life of components and systems helps to conserve resources.


OVERVIEW OF TECHNOLOGY

The DriveRadar® operating principle using the example of a Generation X.e industrial gear unit

- 1 Sensors and data acquisition
- 2 Edge processing unit (EPU) / data connection
- 3 Data calculation and data analysis
- 4 DriveRadar® IoT Suite / DriveRadar® IoT app

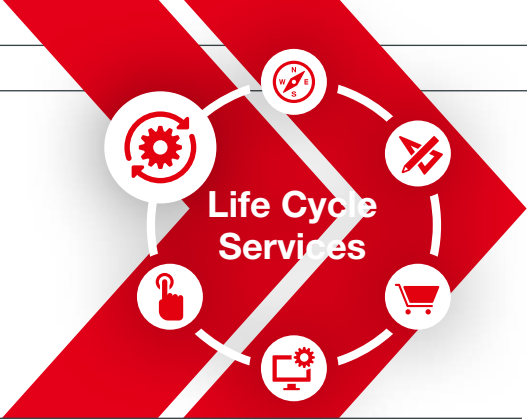
The DriveRadar® IoT Suite

- Intuitive and clear user interface
- Rapid localization of all gear units in the asset overview
- Detailed view of all measured variables and components
- Condition history automatically recorded in the event logbook
- Clear recommendations for analyzing and eliminating causes
- Validated analytics for early detection of bearing and gearing damage
- Forecast on oil level and next oil change



Retrofit

Modernization is part of our service throughout the entire system life cycle.



POTENTIAL USES / TYPICAL APPLICATIONS




Intralogistics applications

- Storage/retrieval system
- Horizontal materials handling technology
- Hoists



Handling applications

- Gantry cranes
- Palletizers specialists



Other applications

- Screw conveyors/screw pumps
- Stirrers/mixers
- Crushers
- Fans

ADVANTAGES AT A GLANCE



Safeguard system and spare part availability
by using current and available drive technology components.



Prevent production stoppages and reduce downtimes
thanks to planned retrofitting measures and fast, efficient startup performed by SEW-EURODRIVE specialists.



Reduce energy costs
with optimum project planning and the use of energy-efficient drive technology components.

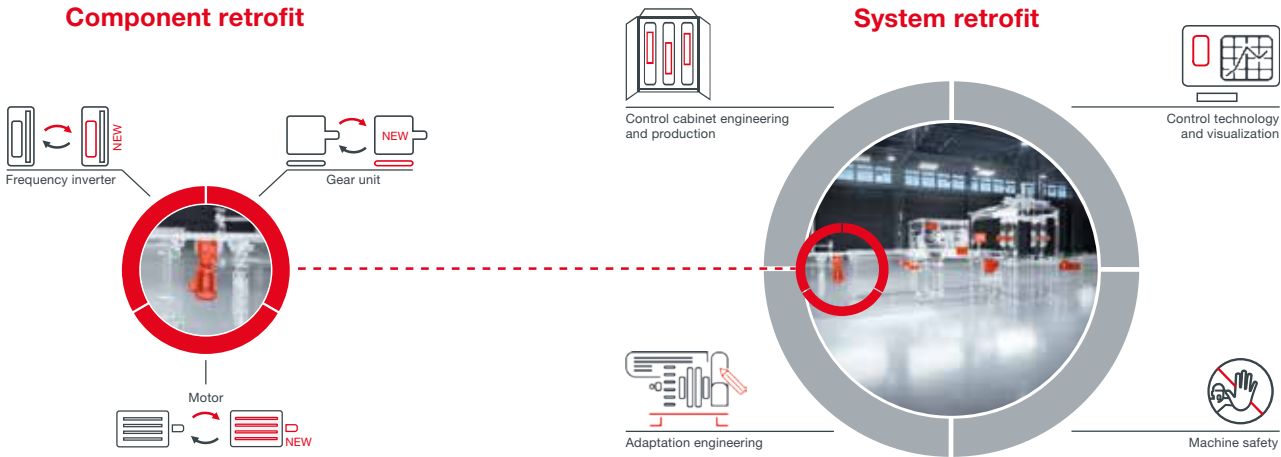


Optimize production processes while maintaining machine safety
by increasing the level of automation and using cutting-edge control and drive technology components.

OUR SERVICES AT A GLANCE

- Component retrofit:**
Replacement of drive technology components
- Actual analysis and status recording
 - Project planning and design
 - Adaptation engineering of electrical and mechanical components
 - Replacement of drive components and drive-related periphery
 - Startup

- System retrofit:**
Modernization of an entire system
- Control cabinet engineering and production
 - Adaptation engineering of the system and application
 - Automation and application programming
 - Project management
 - Technical safety consulting and machine safety evaluation
 - Conversion of the mechanical periphery of the application and system
 - Floor installation of MOVITRANS® systems
 - System acceptance



SEW-EURODRIVE is right there for you

Argentina

Tel. +54 3327 4572-84
Fax +54 3327 4572-21
sewar@sew-eurodrive.com.ar

Australia

Tel. +61 3 9933-1000
Fax +61 3 9933-1003
enquires@sew-eurodrive.com.au

Austria

Tel. +43 1 617 55 00-0
Fax +43 1 617 55 00-30
sew@sew-eurodrive.at

Belarus

Tel. +375 17 298 47 56
Fax +375 17 378 47 54
sew@sew-eurodrive.by

Belgium

Tel. +32 16 386-311
Fax +32 16 386-336
info@sew-eurodrive.be

Brazil

Tel. +55 19 3835-8000
sew@sew.com.br

Burkina Faso

Tel. +226 25 33 41 78
info@sew-eurodrive.bf

Cameroon

Tel. +237 233 39 12 35
Fax +237 233 39 02 10
info@sew-eurodrive.cm

Canada

Tel. +1 905 791-1553
Fax +1 905 791-2999
marketing@sew-eurodrive.ca

Chile

Tel. +56 2 2757 7000
Fax +56 2 2757 7001
ventas@sew-eurodrive.cl

China

Tel. +86 22 25322612
Fax +86 22 25323273
info@sew-eurodrive.cn

Colombia

Tel. +57 1 54750-50
Fax +57 1 54750-44
sew@sew-eurodrive.com.co

Czech Republic

Tel. +420 255 709 601
Fax +420 235 350 613
sew@sew-eurodrive.cz

Denmark

Tel. +45 4395 8500
Fax +45 4395 8509
sew@sew-eurodrive.dk

Finland

Tel. +358 201 589-300
Fax +358 3 88 73 66 00
sew@sew.fi

France

Tel. +33 3 88 73 67 00
Fax +33 3 88 73 66 00
sew@usocome.com

Ghana

Tel. +233 303 963 772
info@sew-eurodrive.com.gh

Great Britain

Tel. +44 1924 893-855
Fax +44 1924 893-702
info@sew-eurodrive.co.uk

Hungary

Tel. +36 1 437 06-58
Fax +36 1 437 06-50
office@sew-eurodrive.hu

India

Tel. +91 265 3045200
Fax +91 265 3045300
marketing@seweurodriveindia.com

Indonesia

Tel. +62 21 7593 0272
Fax +62 21 7593 0273
sales.indonesia@sew-eurodrive.com

Italy

Tel. +39 02 96 9801
sewit@sew-eurodrive.it

Ivory Coast

Tel. +225 27 21 21 81 05
Fax +225 27 21 25 30 47
info@sew-eurodrive.ci

Japan

Tel. +81 538 373811
Fax +81 538 373814
sewjapan@sew-eurodrive.co.jp

Kazakhstan

Tel. +7 727 350 5156
Fax +7 727 350 5156
sew@sew-eurodrive.kz

Malaysia

Tel. +60 7 8590288
Fax +60 7 8590629
sales@sew-eurodrive.com.my

Mexico

Tel. +52 442 1030-300
Fax +52 442 1030-301
scmexico@seweurodrive.com.mx

Morocco

Tel. +212 522 88 85 00
Fax +212 522 88 84 50
sew@sew-eurodrive.ma

Netherlands

Tel. +31 10 4463-700
Fax +31 10 4155-552
info@sew-eurodrive.nl

New Zealand

Tel. +64 9 2745627
Fax +64 9 2740165
sales@sew-eurodrive.co.nz

Norway

Tel. +47 69 24 10 20
Fax +47 69 24 10 40
sew@sew-eurodrive.no

Paraguay

Tel. +595 991 519695
Fax +595 21 3285539
sewpy@sew-eurodrive.com.py

Peru

Tel. +51 1 2086700
Fax +51 1 3493002
ventas@sew-eurodrive.com.pe

Poland

Tel. +48 42 293 00 00
Fax +48 42 293 00 49
sew@sew-eurodrive.pl

Portugal

Tel. +351 231 209 670
info@sew@sew-eurodrive.pt

Russia

Tel. +7 812 3332522
Fax +7 812 3332523
sew@sew-eurodrive.ru

Singapore

Tel. +65 68621701
Fax +65 68612827
sewsingapore@sew-eurodrive.com

Slovakia

Tel. +421 2 48 212 800
sew@sew-eurodrive.sk

South Africa

Tel. +27 11 248 7000
Fax +27 11 248 7289
info@sew.co.za

South Korea

Tel. +82 31 492-8051
Fax +82 31 492-8056
master.korea@sew-eurodrive.com

Spain

Tel. +34 94 4318470
sew.spain@sew-eurodrive.es

Sweden

Tel. +46 36 34 42 00
Fax +46 36 34 42 80
sew@sew-eurodrive.se

Switzerland

Tel. +41 61 41717-17
Fax +41 61 41717-00
info@imhof-sew.ch

Tanzania

Tel. +255 22 277 5780
Fax +255 22 277 5788
info@sew.co.tz

Thailand

Tel. +66 38 454281
Fax +66 38 454288
sewthailand@sew-eurodrive.com

Turkey

Tel. +90 262 999 1000-04
Fax +90 262 999 1009
sew@sew-eurodrive.com.tr

Ukraine

Tel. +380 56 370 3211
Fax +380 56 372 2078
sew@sew-eurodrive.ua

United Arab Emirates

Tel. +971 4 8086 500
Fax +971 4 8806 464
info@sew-eurodrive.ae

Uruguay

Tel. +598 2 2118189
Fax +598 2 2118190
sewuy@sew-eurodrive.com.uy

USA

Tel. +1 864 439-7537
Fax +1 864 439-7830
cslyman@seweurodrive.com

Uzbekistan

Tel. +998 97 134 01 99
sew@sew-eurodrive.uz

Vietnam

Tel. +84 917 342 882
sales.vietnam@sew-eurodrive.com

How we're driving the world



SEW-EURODRIVE
Driving the world

SEW
EURODRIVE

SEW-EURODRIVE GmbH & Co KG
Ernst-Blickle-Str. 42
76646 Bruchsal/Germany
Tel. +49 7251 75-0
Fax +49 7251 75-1970
sew@sew-eurodrive.com

→ www.sew-eurodrive.com