





## Explosion-Proof Drives

**Edition**

*12/2003*



















**SEW-EURODRIVE**





	<b>1</b>	<b>The SEW-EURODRIVE Group of Companies .....</b>	<b>7</b>	<b>1</b>
	<b>2</b>	<b>Product Descripton and Overview of Types .....</b>	<b>9</b>	<b>2</b>
	<b>3</b>	<b>Project Planning for Explosion-Proof Drives .....</b>	<b>36</b>	<b>3</b>
	<b>4</b>	<b>Mounting Positions and Important Order Information .....</b>	<b>51</b>	<b>4</b>
	<b>5</b>	<b>Design and Operating Notes.....</b>	<b>77</b>	<b>5</b>
	<b>6</b>	<b>Important Information, Tables and Dimension Sheets.....</b>	<b>101</b>	<b>6</b>
	<b>7</b>	<b>Selection Tables for Gearmotors in Categories II3D and II3G.....</b>	<b>105</b>	<b>7</b>
	<b>8</b>	<b>Selection Tables for Gearmotors in Category II2D .....</b>	<b>253</b>	<b>8</b>
	<b>9</b>	<b>Selection Tables for Gearmotors in Category II2G.....</b>	<b>351</b>	<b>9</b>
	<b>10</b>	<b>Selection Tables for Gearmotors in Category II2G_T4.....</b>	<b>459</b>	<b>10</b>
	<b>11</b>	<b>Dimension Sheets for Explosion-Proof Gearmotors.....</b>	<b>503</b>	<b>11</b>
	<b>12</b>	<b>Operating Notes and Technical Dates of AC Motors.....</b>	<b>673</b>	<b>12</b>
	<b>13</b>	<b>Mounting Positions and Dimension Sheets of AC Motors .....</b>	<b>741</b>	<b>13</b>
	<b>14</b>	<b>Abbreviation Legend and Index .....</b>	<b>805</b>	<b>14</b>



<b>1</b>	<b>The SEW-EURODRIVE Group of Companies .....</b>	<b>7</b>
<b>2</b>	<b>Product Description and Overview of Types .....</b>	<b>9</b>
2.1	Drive engineering to EU Directive 94/9/EC .....	9
2.2	Regulations .....	11
2.3	Categories and protection types.....	14
2.4	Designation code to EU Directive 94/9/EC.....	17
2.5	General information.....	18
2.6	Possible gearmotor and brake motor versions.....	20
2.7	Unit designations for gear units and options .....	29
2.8	Unit Designation for AC Motors and Options .....	31
2.9	Sample unit designation of an explosion-proof gearmotor .....	32
2.10	Corrosion and surface protection .....	33
2.11	Extended storage .....	35
<b>3</b>	<b>Project Planning for Explosion-Proof Drives.....</b>	<b>36</b>
3.1	Additional documentation .....	36
3.2	Drive selection data.....	37
3.3	Project planning sequence .....	39
3.4	Efficiency of gear units .....	40
3.5	Service Factor .....	42
3.6	Overhung loads and axial forces.....	44
3.7	RM gear units .....	48
<b>4</b>	<b>Mounting Positions and Important Order Information.....</b>	<b>51</b>
4.1	General information on mounting positions.....	51
4.2	Important order information .....	52
4.3	Key to the mounting position sheets .....	54
4.4	Mounting positions for helical gearmotors.....	55
4.5	Mounting positions for parallel shaft helical gearmotors .....	60
4.6	Mounting positions for helical-bevel gearmotors .....	63
4.7	Mounting positions for Spiroplan® gearmotors .....	68
4.8	Mounting positions for helical-worm gearmotors.....	71
<b>5</b>	<b>Design and Operating Notes .....</b>	<b>77</b>
5.1	Lubricants.....	77
5.2	Installation/removal of gear units with hollow shafts and keys .....	83
5.3	Gear units with hollow shaft .....	86
5.4	TorqLOC clamping joint for gear units with hollow shaft .....	87
5.5	Dimension sheets for gear units with TorqLOC clamping joint.....	89
5.6	Option, shouldered hollow shaft with shrink disc.....	92
5.7	Flange contours of RF.. and R..F gearmotors.....	99
5.8	Fastening of gear units.....	100
5.9	Torque arms .....	100
5.10	Fixed covers .....	100
<b>6</b>	<b>Important Information about Tables and Dimension Sheets.....</b>	<b>101</b>
6.1	Selection tables for explosion-proof gearmotors .....	101
6.2	Notes on dimension sheets .....	102
<b>7</b>	<b>Selection Tables for Gearmotors in Category II3D/II3G .....</b>	<b>105</b>
7.1	Helical gearmotors R ..D.. /II3 [kW] .....	105
7.2	Parallel shaft gearmotors F ..D.. /II3 [kW] .....	159
7.3	Helical-bevel gearmotors K ..D.. /II3 [kW] .....	194
7.4	Spiroplan® gearmotors W ..D.. /II3 [kW] .....	233
7.5	Helical-worm gearmotors S ..D.. /II3 [kW] .....	235
<b>8</b>	<b>Selection Tables for Gearmotors in Category II2D.....</b>	<b>253</b>
8.1	Helical gearmotors R ..D.. /II2D [kW] .....	253
8.2	Parallel shaft helical gearmotors F ..D.. /II2D [kW] .....	288
8.3	Helical-bevel gearmotors K ..D.. /II2D [kW] .....	310
8.4	Spiroplan® gearmotors W ..D.. /II2D [kW] .....	336
8.5	Helical-worm gearmotors S ..D.. /II2D [kW] .....	337
<b>9</b>	<b>Selection Tables for Gearmotors in Category II2G.....</b>	<b>351</b>
9.1	Helical gearmotors R ..D.. /II2G [kW] .....	351
9.2	Parallel shaft helical gearmotors F ..D.. /II2G [kW] .....	390
9.3	Helical-bevel gearmotors K ..D.. /II2G [kW] .....	415
9.4	Spiroplan® gearmotors W ..D.. /II2G [kW] .....	444
9.5	Helical-worm gearmotors S ..D.. /II2G [kW] .....	445



<b>10</b>	<b>Selection Tables for Gearmotors in Category II2G_T4.....</b>	<b>459</b>	
10.1	Helical gearmotors R ..D.. /II2G_T4 [kW] .....	459	<b>1</b>
10.2	Parallel shaft helical gearmotors F ..D.. /II2G_T4 [kW] .....	475	<b>2</b>
10.3	Helical-bevel gearmotors K ..D.. /II2G_T4 [kW] .....	484	<b>3</b>
10.4	Spiroplan® gearmotors W ..D.. /II2G_T4 [kW] .....	495	<b>4</b>
10.5	Helical-worm gearmotors S ..D.. /II2G_T4 [kW] .....	496	<b>5</b>
<b>11</b>	<b>Dimension Sheets for Explosion-Proof Gearmotors.....</b>	<b>503</b>	<b>6</b>
11.1	Helical Gearmotors R.. /II.. [mm] .....	503	<b>7</b>
11.2	Flachgetriebemotoren F.. / II.. [mm] .....	545	<b>8</b>
11.3	Kegelradgetriebemotoren K.. / II.. [mm].....	591	<b>9</b>
11.4	Spiroplan® -Getriebemotoren W.. / II.. [mm] .....	637	<b>10</b>
11.5	Schneckengetriebemotoren S.. / II.. [mm] .....	644	<b>11</b>
<b>12</b>	<b>Operating Notes and Technical Data of AC Motors.....</b>	<b>673</b>	<b>12</b>
12.1	Examples for different types .....	673	<b>13</b>
12.2	Motors for mains operation .....	674	<b>14</b>
12.3	Technical data for protection type nA, category II3GD (zones 2 and 22) .....	675	
12.4	Technical data category II3D (zone 22).....	679	
12.5	Technical data for protection type e category II2G (zones 1 and 2).....	681	
12.6	Technical data for protection type ed category II2G (zones 1 and 2) .....	683	
12.7	Technical data for category II2D (zones 21 and 22).....	684	
12.8	Motors for frequency inverter operation.....	685	
12.9	Frequency inverter in the potentially explosive atmosphere.....	692	
12.10	Integrated electronic switching and protection function MOVI-SWITCH® .....	695	
12.11	Unit designation of AC (brake) motors .....	697	
12.12	Brakes .....	698	
12.13	Block diagrams of brake control systems .....	713	
12.14	Backstop RS and protection cowl C .....	718	
12.15	Tachometers.....	719	
12.16	Available motor options .....	723	
12.17	Standards and regulations.....	724	
12.18	EMC measures.....	727	
12.19	Motor protection.....	728	
12.20	Electrical characteristics .....	730	
12.21	Thermal characteristics .....	732	
12.22	Permitted operating modes .....	732	
12.23	Starting frequency .....	733	
12.24	Mechanical characteristics .....	735	
12.25	Overhung loads .....	736	
12.26	Special markets .....	739	
<b>13</b>	<b>Mounting Positions and Dimension Sheets of AC Motors .....</b>	<b>741</b>	<b>11</b>
13.1	Mounting position designations for AC motors .....	741	<b>12</b>
13.2	Dimension sheet notes for AC motors.....	742	<b>13</b>
13.3	(e)DT/DV.. [mm] .....	744	<b>14</b>
13.4	Technical data RS backstop .....	801	
13.5	Dimensions of brake control systems.....	802	
<b>14</b>	<b>Abbreviation Legend and Index .....</b>	<b>805</b>	
14.1	Abbreviation Legend.....	805	
14.2	Index.....	806	



## Contents

---



# 1 The SEW-EURODRIVE Group of Companies

## **Introduction**

SEW-EURODRIVE is a leading company in the global market for electrical drive engineering. Its global presence, extensive product range and broad spectrum of services make SEW-EURODRIVE the ideal partner for the machinery and plant construction industry when it comes to providing drive systems for demanding applications.

SEW-EURODRIVE possesses many years of experience in drive engineering which it puts to good use when developing, producing and selling all its drives with components drawn from mechanical and electrical engineering and electronics.

The company headquarters are in Bruchsal, Germany. Components for SEW-EURODRIVE's modular drive system are manufactured to the highest quality standards in production plants sited in Germany, France, the USA, Brazil and China. The individual drive systems are assembled with a consistently high quality standard and very short delivery times from stocked components in our assembly plants located in more than 30 industrialized countries all over the world. SEW-EURODRIVE sales, consulting, customer and spare parts services are available in more than 50 countries around the globe.

## **The product range**

- Gearmotors, gear units and motors
  - Helical gear units/gearmotors
  - Parallel shaft helical gear units/gearmotors
  - Helical-bevel gear units/gearmotors
  - Helical-worm gear units/gearmotors
  - Spiroplan® right-angle gearmotors
  - Planetary gearmotors
  - Industrial gear units
  - Low backlash gear units/gearmotors
  - Brake motors
  - Drives for overhead trolley systems
  - Geared torque motors
  - Pole-changing gearmotors
  - Energy efficient motors
  
- Electronically controlled drives
  - MOVITRAC® frequency inverters
  - MOVIDRIVE® drive inverters
  - MOVIDYN® servo controllers
  - Technology and communications options for the inverters
  - Asynchronous AC motors and AC gearmotors
  - Asynchronous and synchronous servomotors and geared servomotors
  - DC motors, brake motors and gearmotors
  - Asynchronous and synchronous linear motors
  
- Components for decentralized installation
  - MOVIMOT® gearmotors with integrated frequency inverter
  - MOVI-SWITCH® gearmotors with integrated switching and protection function
  - Field distributors, fieldbus interfaces



- Mechanical variable speed drives
  - VARIBLOC<sup>®</sup> wide V-belt variable speed gearmotors
  - VARIMOT<sup>®</sup> friction disc variable speed gearmotors
  
- Explosion-proof drives to ATEX 95 for category 2 and 3
  
- Services
  - Technical consulting
  - Application software
  - Seminars and training
  - Extensive technical documentation
  - Worldwide customer service

***Content of the catalog***

This catalog describes SEW-EURODRIVE gear units and motors for use in potentially explosive atmospheres. It contains project planning notes, mounting positions, technical data, selection tables and dimension sheets. Please refer to the separate catalogs for further information about gearmotors, gear units and frequency inverters.

***Additional catalogs***

- Gearmotors
- Gear units
- MOVIMOT<sup>®</sup> Gearmotors
- Pole-changing gearmotors
- MOVITRAC<sup>®</sup> 31C Frequency Inverters
- MOVIDRIVE<sup>®</sup> Frequency Inverters
- MOVIDRIVE<sup>®</sup> *compact* Frequency Inverters
- Variable Speed Gearmotors
- Energy Efficient Motors